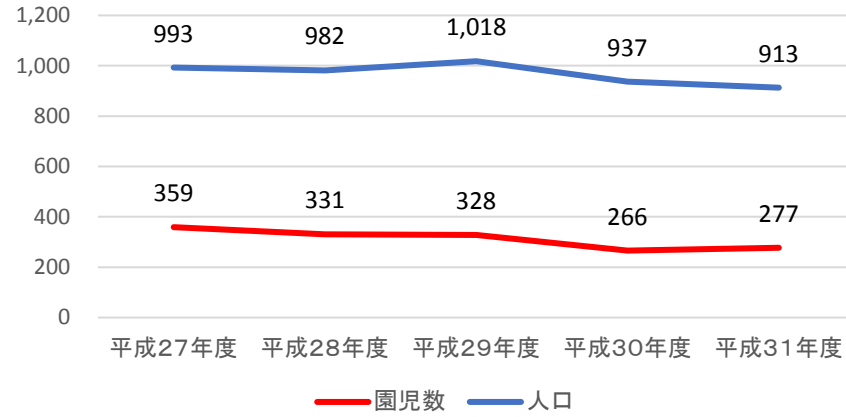


幼稚園児数推移

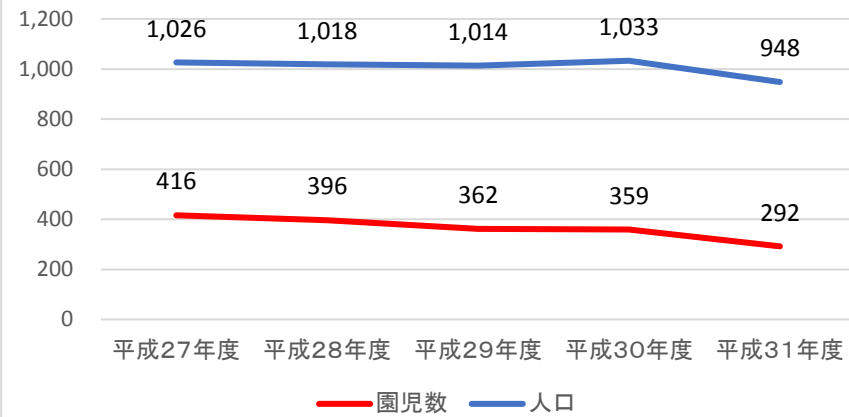
公立幼稚園 (園児数、人口単位:人)		平成27年度				平成28年度				平成29年度				平成30年度				平成31年度			
		3歳	4歳	5歳	計	3歳	4歳	5歳	計	3歳	4歳	5歳	計	3歳	4歳	5歳	計	3歳	4歳	5歳	計
なばた	園児数	25	51	42	118	30	28	55	113	25	27	28	80	14	28	27	69	24	15	30	69
	人口	81	93	94	268	103	77	95	275	93	98	75	266	65	93	94	252	81	67	95	243
	就園率	30.9%	54.8%	44.7%	44.0%	29.1%	36.4%	57.9%	41.1%	26.9%	27.6%	37.3%	30.1%	21.5%	30.1%	28.7%	27.4%	29.6%	22.4%	31.6%	28.4%
生駒台	園児数	60	64	84	208	56	68	66	190	50	64	65	179	52	57	66	175	43	58	59	160
	人口	134	160	175	469	141	144	162	447	125	149	144	418	128	134	155	417	109	130	141	380
	就園率	44.8%	40.0%	48.0%	44.3%	39.7%	47.2%	40.7%	42.5%	40.0%	43.0%	45.1%	42.8%	40.6%	42.5%	42.6%	42.0%	39.4%	44.6%	41.8%	42.1%
南 (1号児)	園児数	40	44	55	139	38	39	44	121	39	41	42	122	29	41	40	110	39	34	40	113
	人口	99	109	105	313	112	110	120	342	104	120	113	337	87	103	122	312	92	85	109	286
	就園率	40.4%	40.4%	52.4%	44.4%	33.9%	35.5%	36.7%	35.4%	37.5%	34.2%	37.2%	36.2%	33.3%	39.8%	32.8%	35.3%	42.4%	40.0%	36.7%	39.5%
生駒 (1号児)	園児数	39	37	50	126	37	44	40	121	45	42	47	134	36	57	44	137	56	42	60	158
	人口	108	78	97	283	97	114	78	289	120	97	106	323	121	118	101	340	139	123	117	379
	就園率	36.1%	47.4%	51.5%	44.5%	38.1%	38.6%	51.3%	41.9%	37.5%	43.3%	44.3%	41.5%	29.8%	48.3%	43.6%	40.3%	40.3%	34.1%	51.3%	41.7%
俵口	園児数	41	53	44	138	32	48	52	132	32	29	49	110	28	33	29	90	31	29	33	93
	人口	134	119	102	355	87	132	118	337	111	85	128	324	105	111	83	299	107	110	115	332
	就園率	30.6%	44.5%	43.1%	38.9%	36.8%	36.4%	44.1%	39.2%	28.8%	34.1%	38.3%	34.0%	26.7%	29.7%	34.9%	30.1%	29.0%	26.4%	28.7%	28.0%
あすか野	園児数	54	82	84	220	54	65	80	199	46	61	65	172	51	47	64	162	29	51	48	128
	人口	206	243	258	707	231	214	247	692	244	241	214	699	230	250	245	725	188	230	256	674
	就園率	26.2%	33.7%	32.6%	31.1%	23.4%	30.4%	32.4%	28.8%	18.9%	25.3%	30.4%	24.6%	22.2%	18.8%	26.1%	22.3%	15.4%	22.2%	18.8%	19.0%
桜ヶ丘	園児数	39	42	47	128	36	36	41	113	47	44	36	127	27	48	44	119	28	27	45	100
	人口	83	103	91	277	89	78	100	267	99	95	76	270	80	98	93	271	69	81	101	251
	就園率	47.0%	40.8%	51.6%	46.2%	40.4%	46.2%	41.0%	42.3%	47.5%	46.3%	47.4%	47.0%	33.8%	49.0%	47.3%	43.9%	40.6%	33.3%	44.6%	39.8%
壱分	園児数	61	43	51	155	48	68	44	160	44	54	67	165	29	48	56	133	27	36	45	108
	人口	148	121	118	387	122	149	125	396	122	129	146	397	121	126	131	378	128	122	117	367
	就園率	41.2%	35.5%	43.2%	40.1%	39.3%	45.6%	35.2%	40.4%	36.1%	41.9%	45.9%	41.6%	24.0%	38.1%	42.7%	35.2%	21.1%	29.5%	38.5%	29.4%
合計	園児数	359	416	457	1,232	331	396	422	1,149	328	362	399	1,089	266	359	370	995	277	292	360	929
	人口	993	1,026	1,040	3,059	982	1,018	1,045	3,045	1,018	1,014	1,002	3,034	937	1,033	1,024	2,994	913	948	1,051	2,912
	就園率	36.2%	40.5%	43.9%	40.3%	33.7%	38.9%	40.4%	37.7%	32.2%	35.7%	39.8%	35.9%	28.4%	34.8%	36.1%	33.2%	30.3%	30.8%	34.3%	31.9%

公立全幼稚園

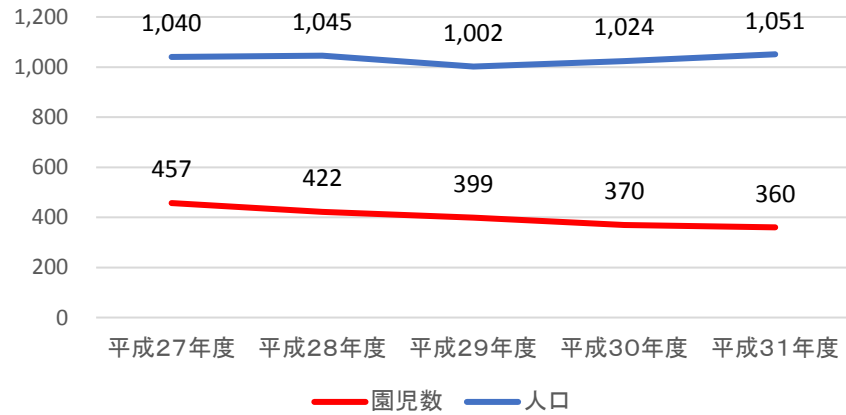
3歳児



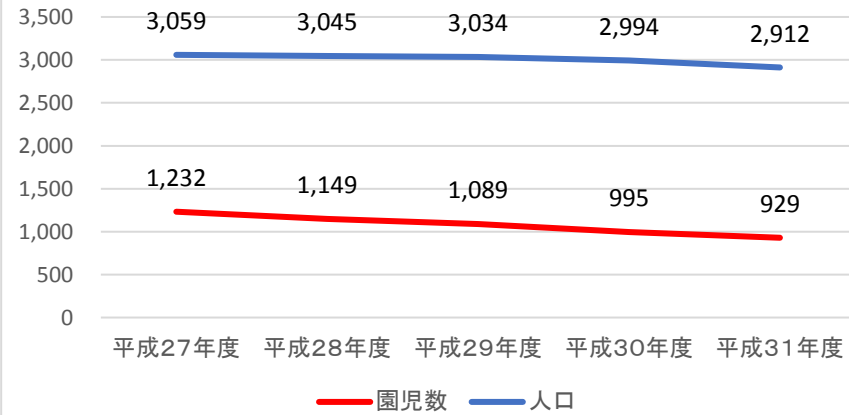
4歳児



5歳児

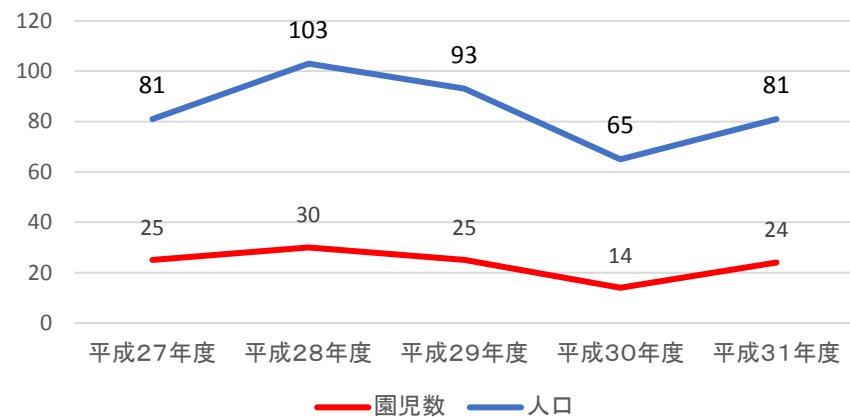


全園児

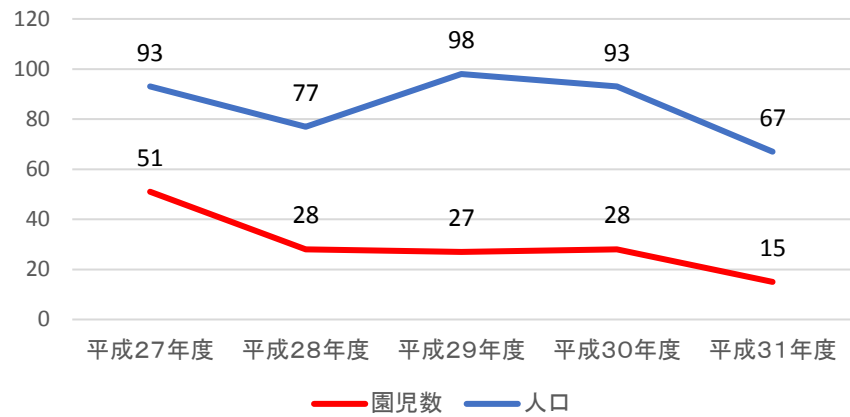


なばた幼稚園

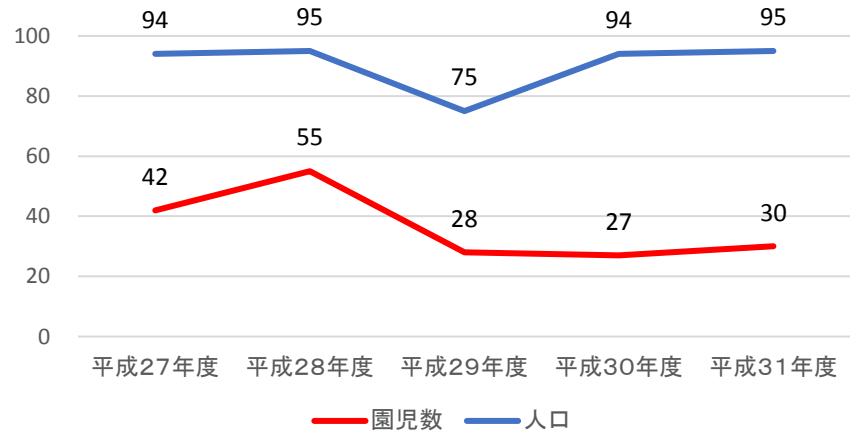
3歳児



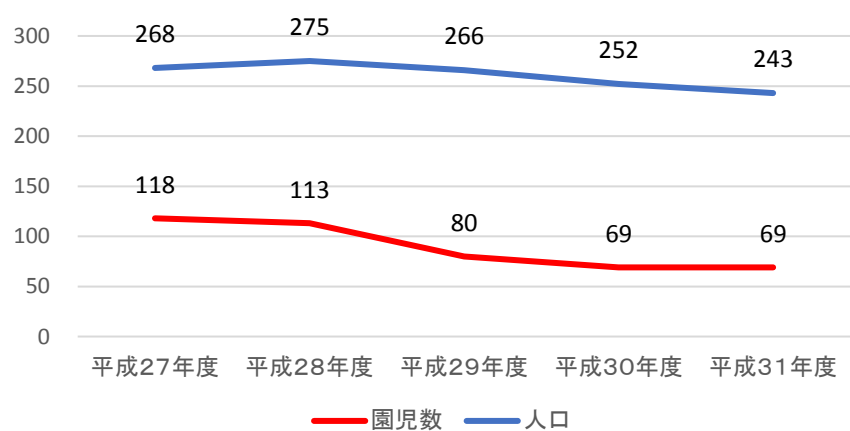
4歳児



5歳児

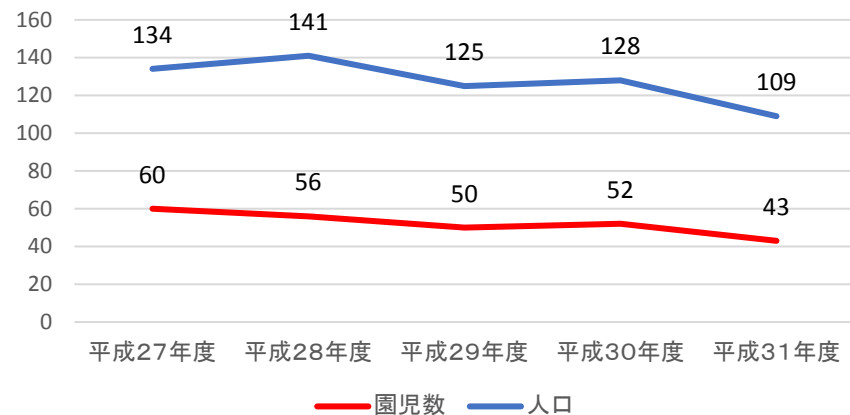


全園児

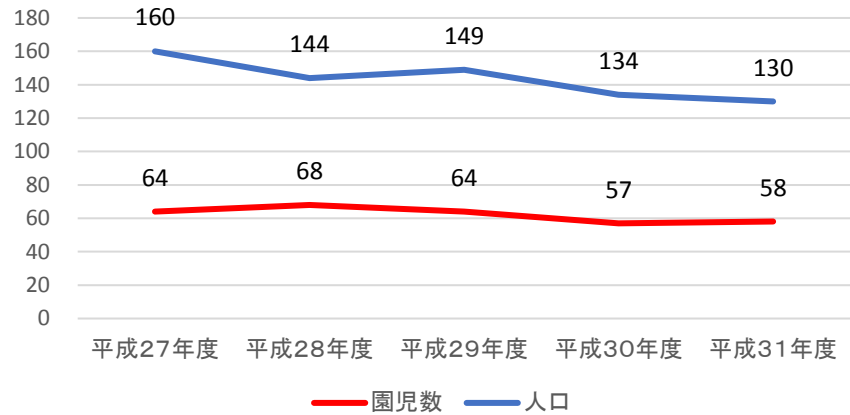


生駒台幼稚園

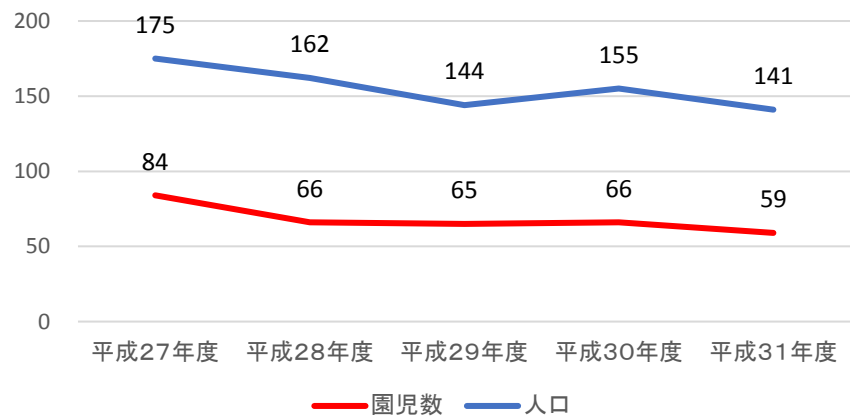
3歳児



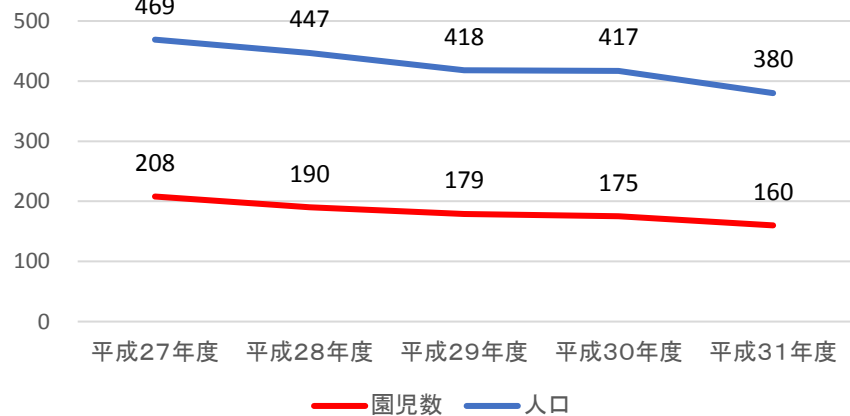
4歳児



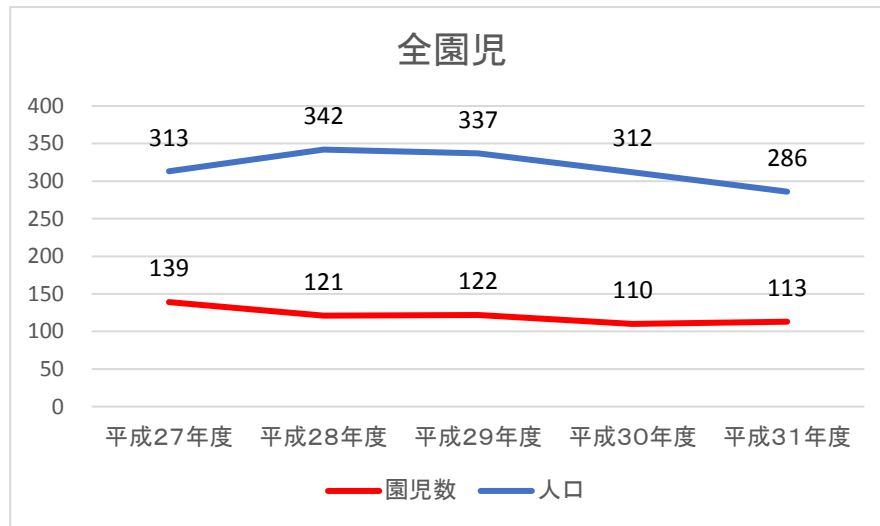
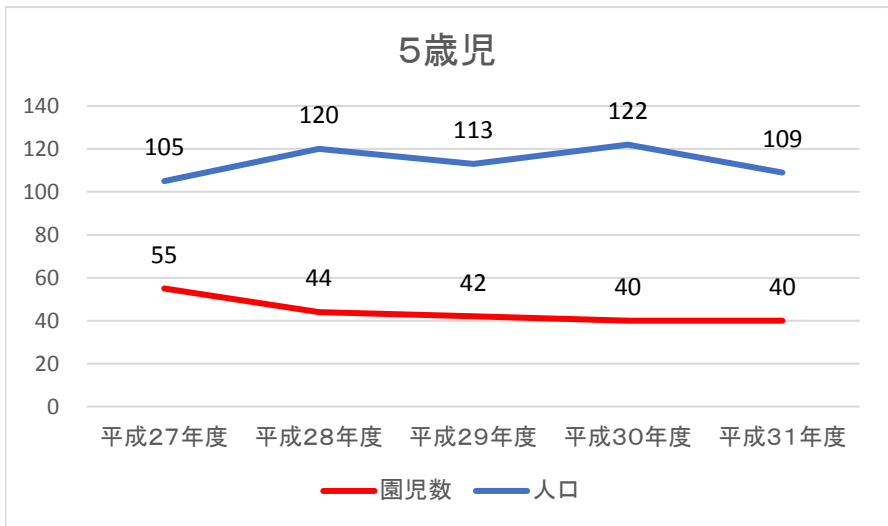
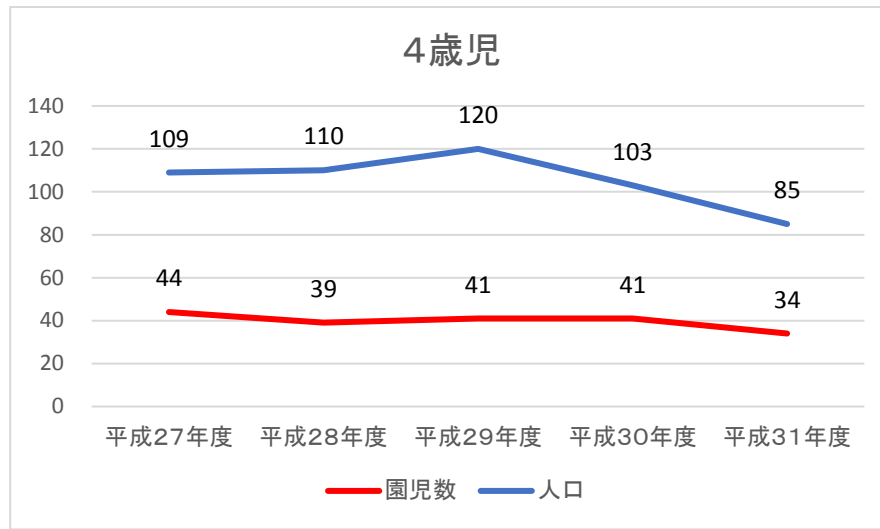
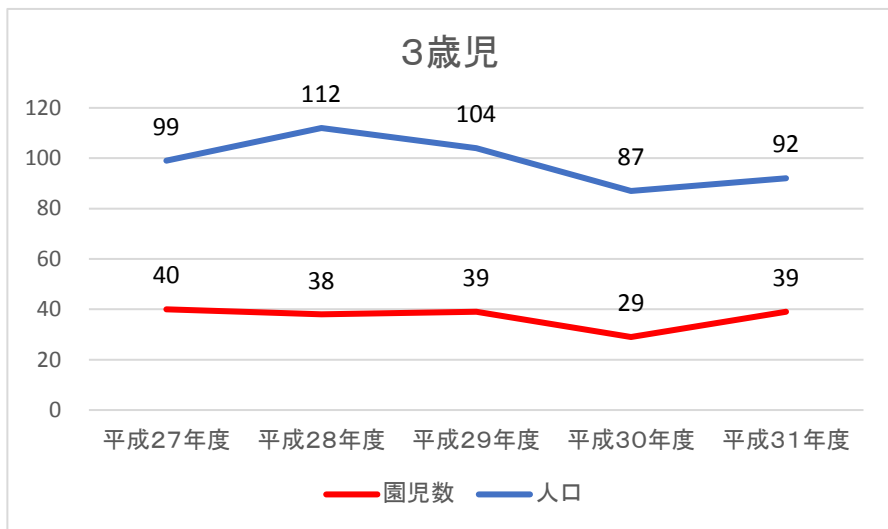
5歳児



全園児

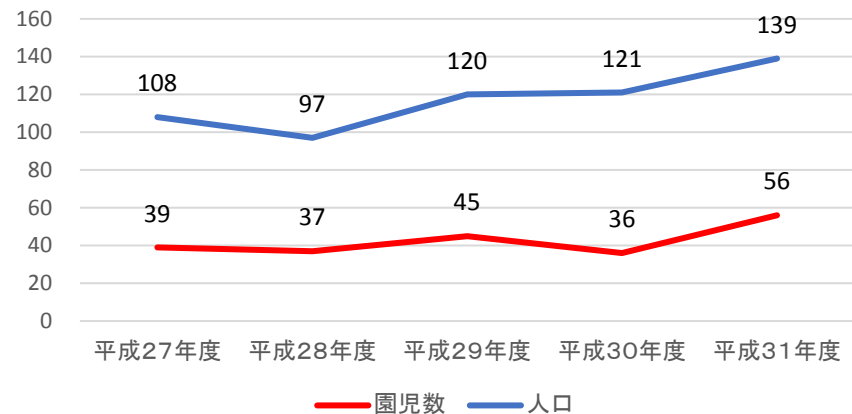


南幼稚園

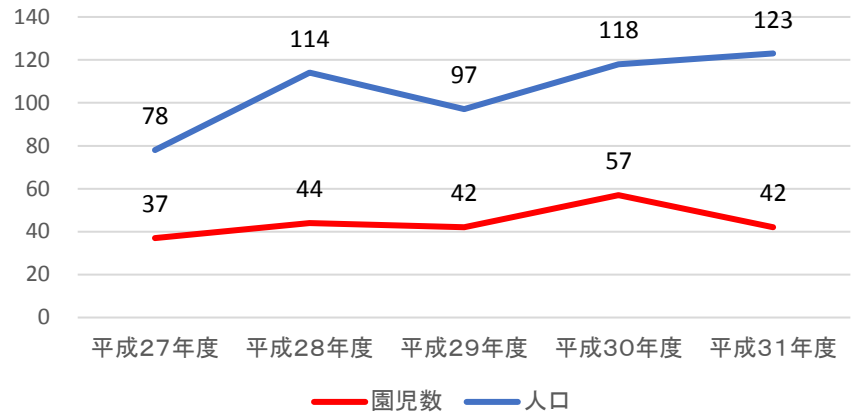


認定こども園生駒幼稚園

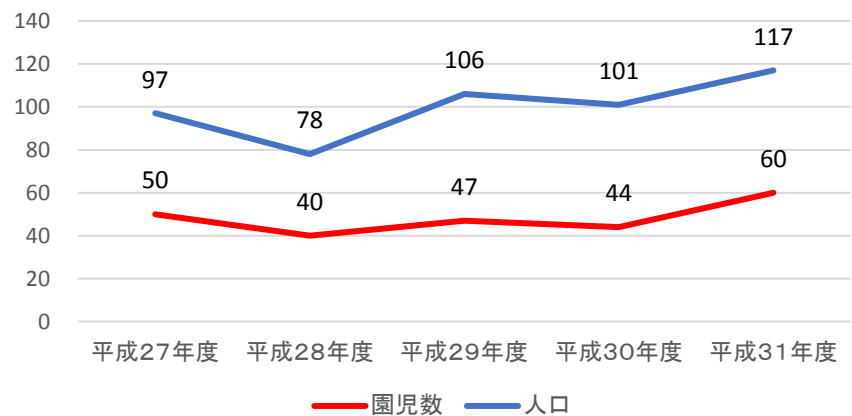
3歳児



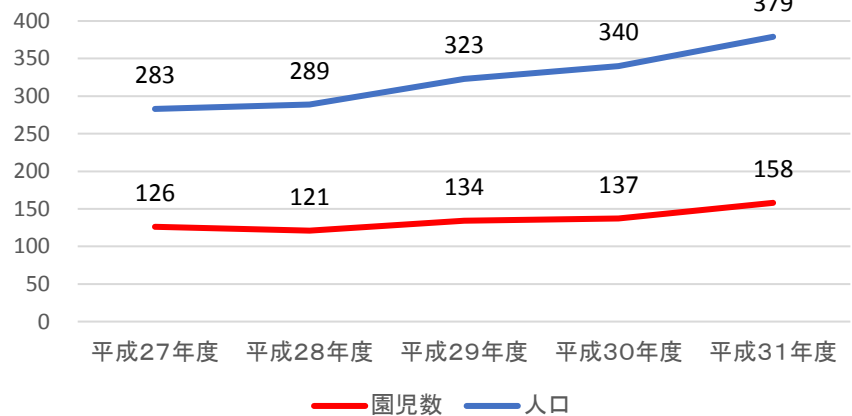
4歳児



5歳児

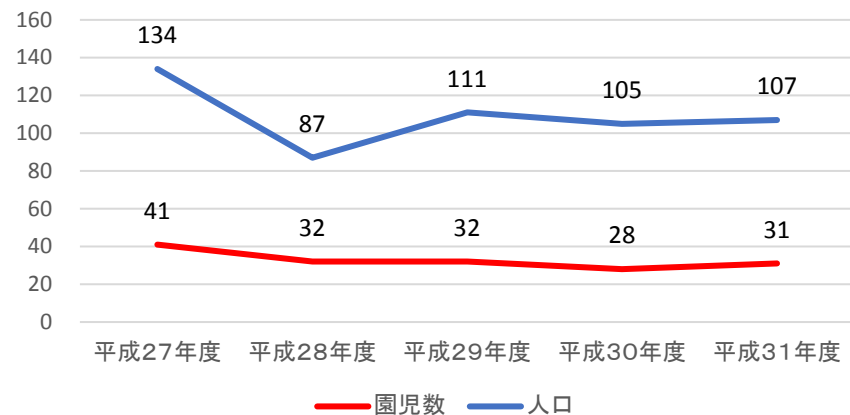


全園児

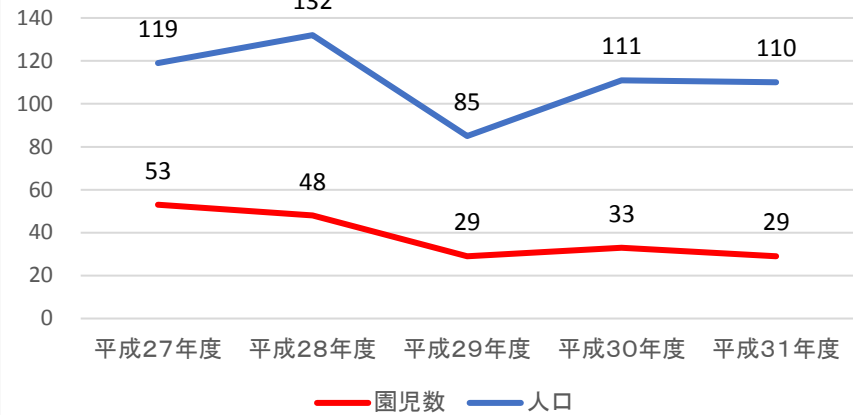


俵口幼稚園

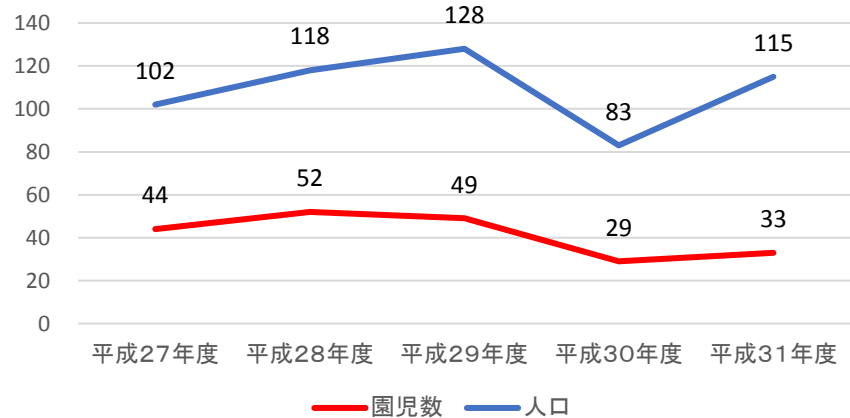
3歳児



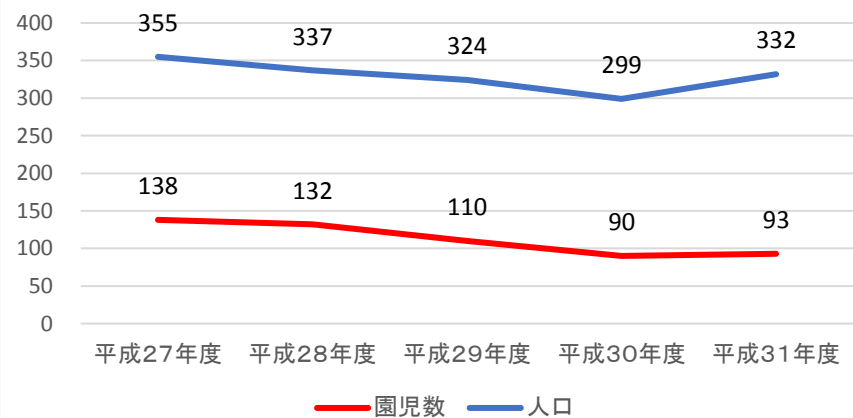
4歳児



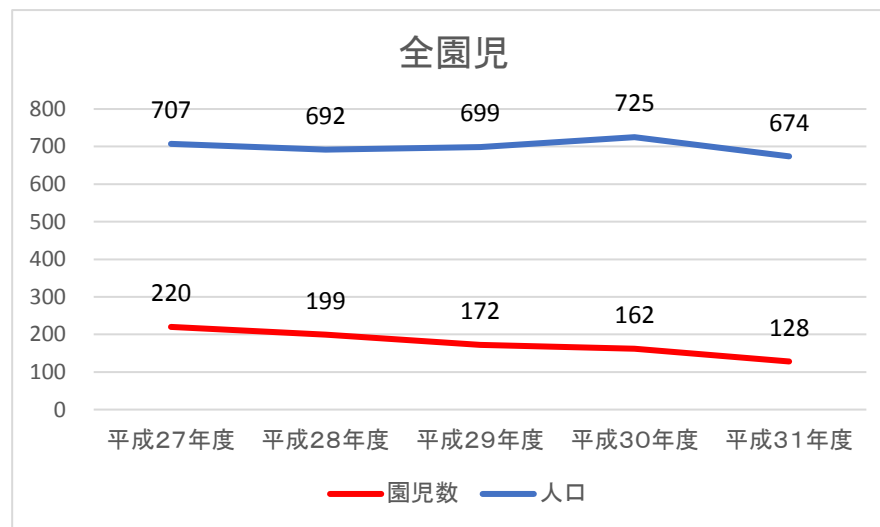
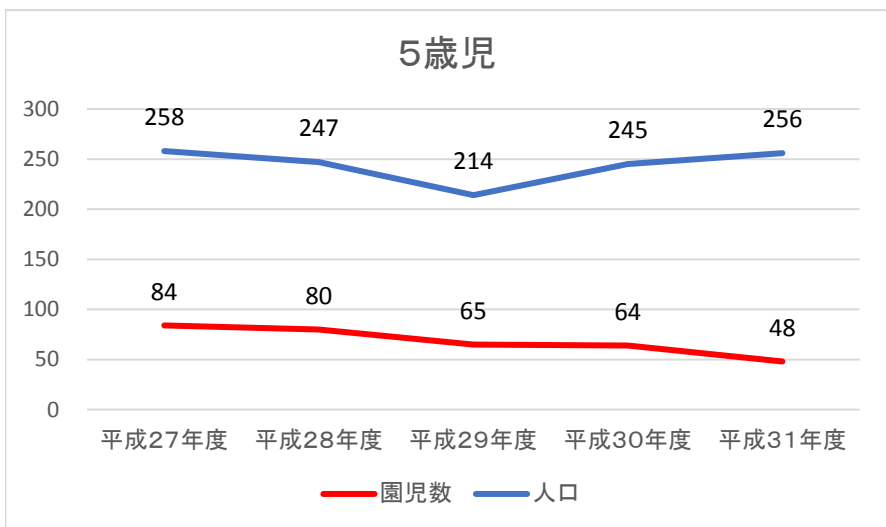
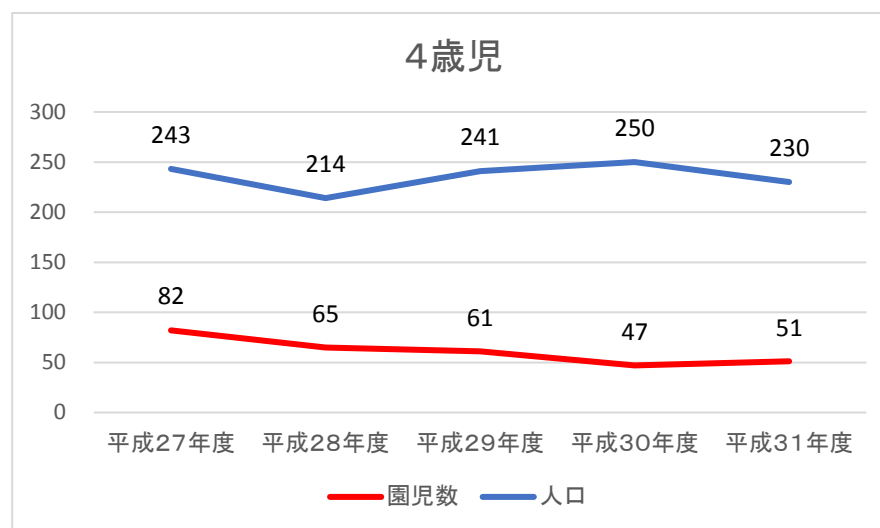
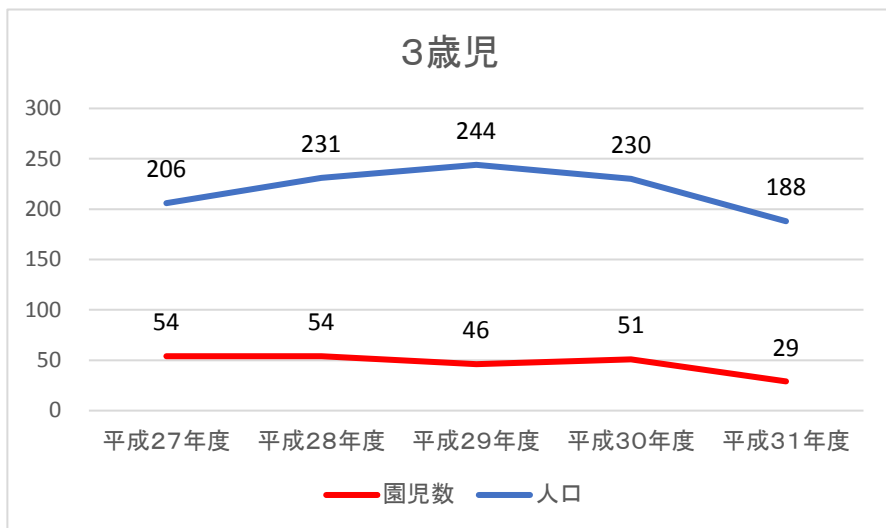
5歳児



全園児

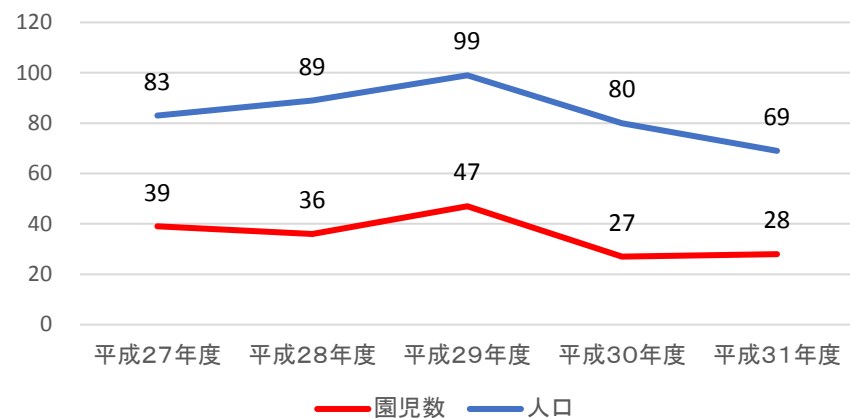


あすか野幼稚園

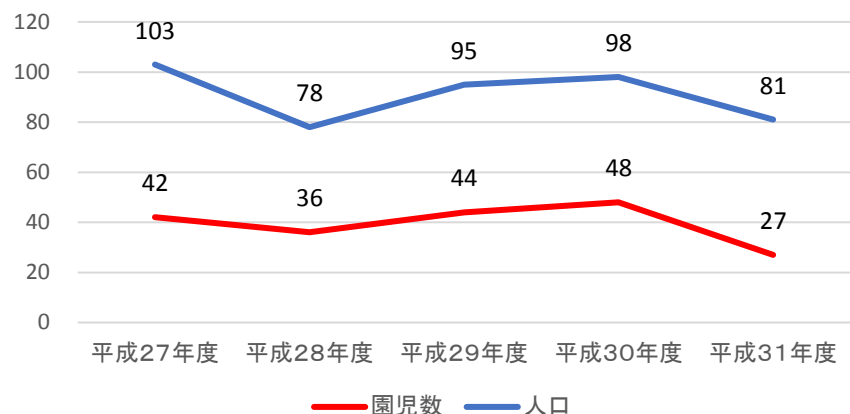


桜ヶ丘幼稚園

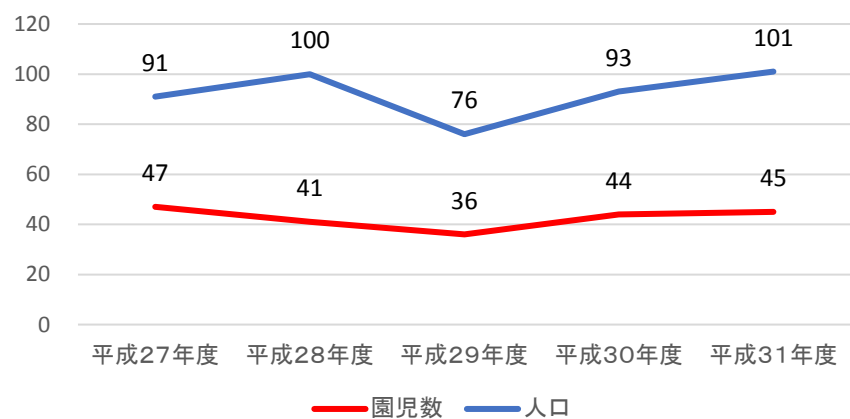
3歳児



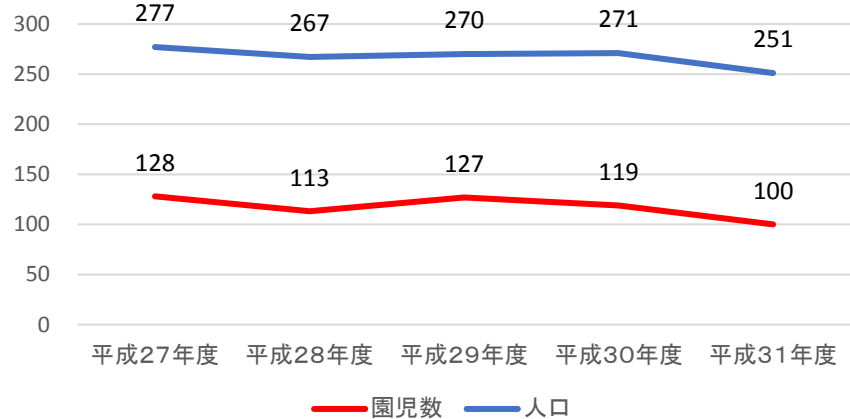
4歳児



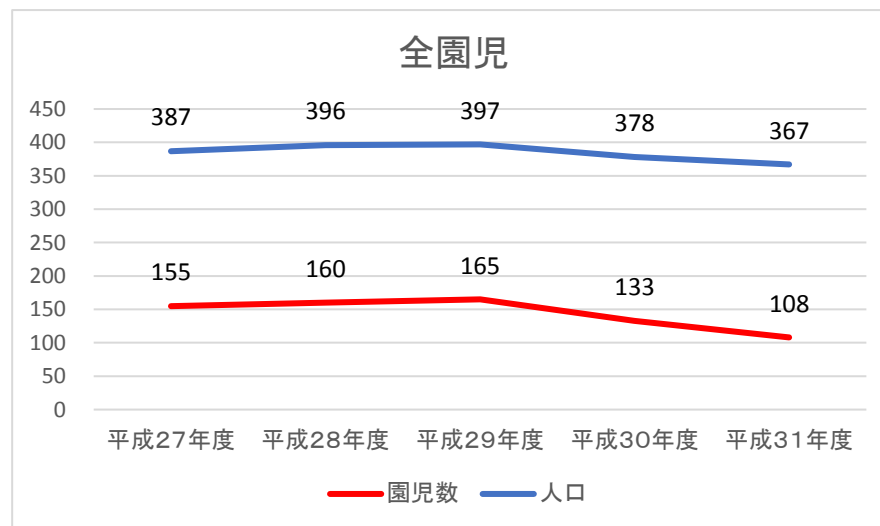
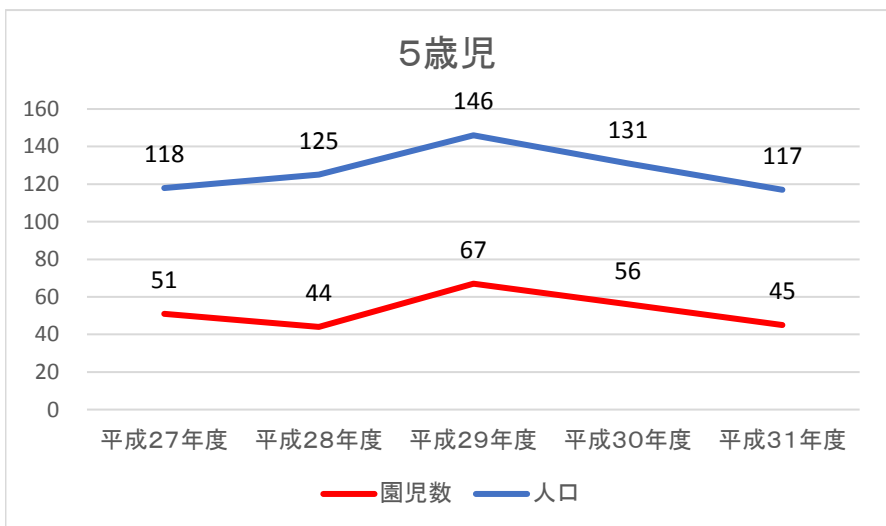
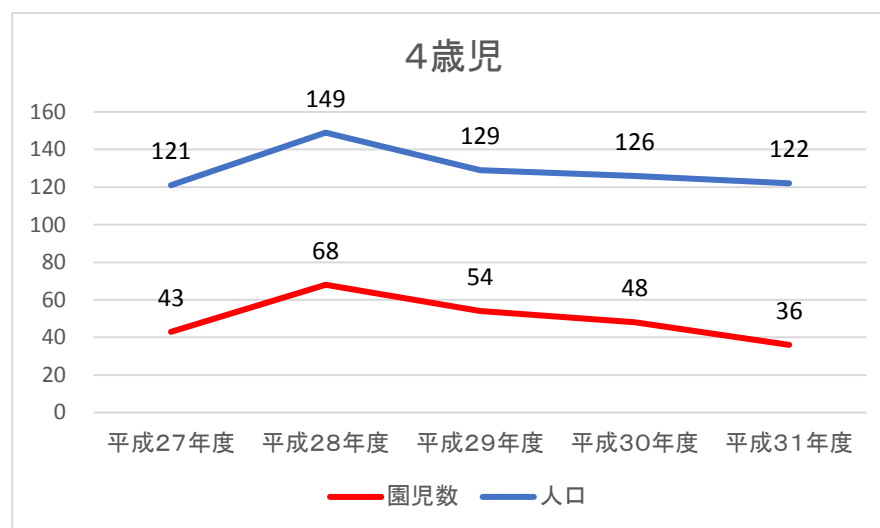
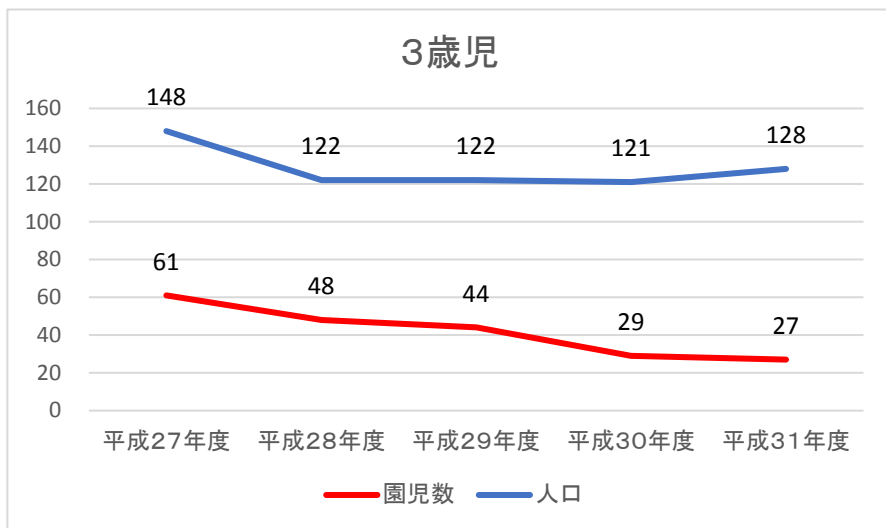
5歳児



全園児



壱分幼稚園



【参考】私立幼稚園の園児数推移

私立幼稚園 (単位:人)		平成27年度				平成28年度				平成29年度				平成30年度				平成31年度			
		3歳	4歳	5歳	計	3歳	4歳	5歳	計	3歳	4歳	5歳	計	3歳	4歳	5歳	計	3歳	4歳	5歳	計
白百合	市内(内数)	42	40	45	127	39	44	37	120	52	43	44	139	45	33	41	119	37	47	48	132
	全園児	55	54	68	177	58	59	57	174	69	61	59	189	57	63	61	181	54	56	62	172
エンゼル	市内(内数)	25	34	14	73	18	25	35	78	24	22	25	71	20	24	25	69	7	19	24	50
	全園児	39	45	29	113	30	41	47	118	37	36	41	114	36	39	38	113	16	36	38	90
奈良佐保短期大学附	市内(内数)	20	29	37	86	33	24	27	84	29	41	23	93	16	31	43	90	32	17	33	82
	全園児	73	78	98	249	73	81	80	234	76	88	80	244	44	79	87	210	76	46	78	200
白庭台	市内(内数)	50	49	48	147	56	50	47	153	49	55	49	153	43	47	55	145	45	44	48	137
	全園児	51	51	50	152	56	51	49	156	50	55	50	155	43	48	55	146	45	45	49	139
合計	市内(内数)	137	152	144	433	146	143	146	435	154	161	141	456	124	135	164	423	121	127	153	401
	全園児	218	228	245	691	217	232	233	682	232	240	230	702	180	229	241	650	191	183	227	601

