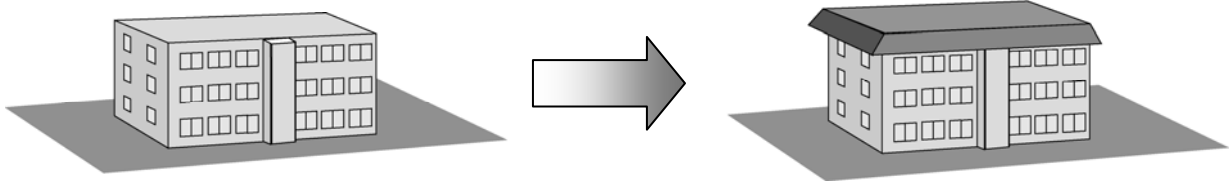
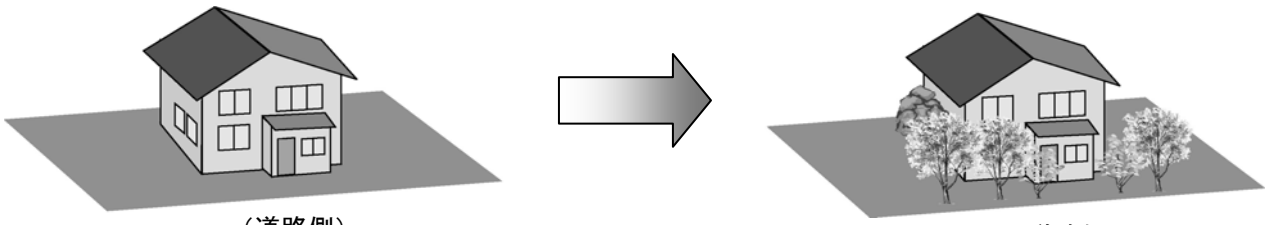


建築物 形態及び意匠 市街地景観区域  
パラペットの形状により、勾配屋根に類似した工夫のイメージ



The diagram illustrates a design modification for a building in an urban landscape area. On the left, a simple rectangular building with a flat roof and a central vertical element is shown. A large arrow points to the right, where the same building is shown with a gabled roof, creating a more traditional and aesthetically pleasing appearance.

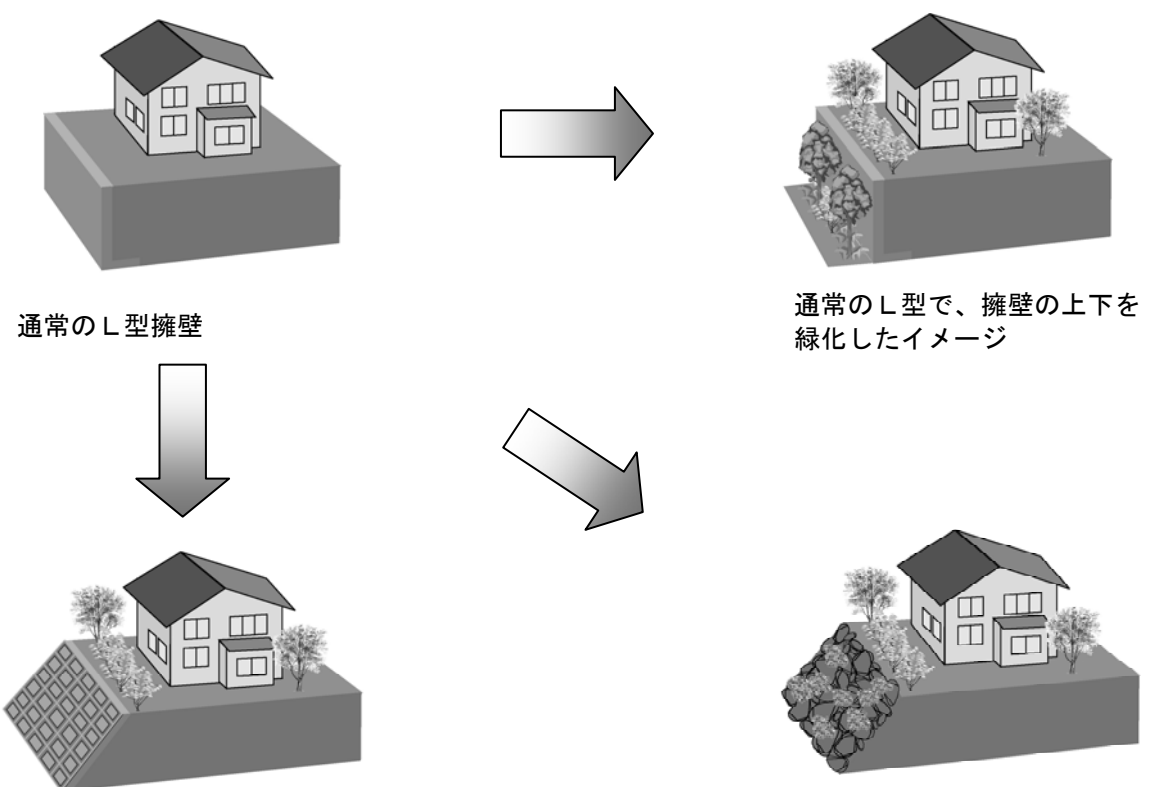
建築物、工作物 すべての区域、地区  
道路側への緑化のイメージ



(道路側) (道路側)

The diagram shows a two-story house with a gabled roof. A large arrow points to the right, where the same house is shown with several trees and shrubs planted along the road side, illustrating the concept of roadside greening.

擁壁の素材、緑化 すべての区域、地区



通常のL型擁壁 通常のL型で、擁壁の上下を緑化したイメージ

型枠擁壁を使用したイメージ 石積みの擁壁で、緑化を施したイメージ

The diagram illustrates different retaining wall materials and greening options. It starts with a house on a raised platform with a standard L-shaped retaining wall. A large arrow points to the right, where the same house is shown with trees and shrubs planted on the retaining wall and the slope above it. A second large arrow points down to the left, where the house is shown with a retaining wall made of concrete blocks. A final large arrow points to the right, where the house is shown with a retaining wall made of stacked stones and trees and shrubs planted on the slope above it.